

6



WRITING TIME

Adventures in handwriting

New South Wales Foundation Style



Writing Time 6 Contents

Writing Time Adventure Passport.....	1	Geological Changes	38
Contribution of Migrants	2	Speed Loops (from descenders); Print to Cursive; Sustained Speed and Accuracy; Printing; Letter Discrimination	
Diagonal Joins to Neckline Entries; Slope; Spacing; Printing; Posture, Paper Position and Pencil Grip		Imagery	42
Inventions and Discoveries	6	Speed Loops (to ascenders); Letter Size; Copying Chunks; Spacing	
Diagonal Joins to Ascenders; Print to Cursive; Copying Chunks; Printing		Editing	46
Friendly or Formal	10	Speed loops (to and from <i>f</i>); Speed Loops (to and from <i>z</i>); Sustained Speed and Accuracy	
Diagonal Joins to Drop-ins; Print to Cursive; Sustained Speed and Accuracy		Fine Motor Workout 3.....	49
Timetables	14	Individual Style	50
Horizontal Joins to Neckline Entries; Letter Size; Numerals		Joining Capitals; Headings; Diary Writing; Decorative Writing; Signatures; Writing in Pen; Form Filling; Borders	
Fine Motor Workout 1.....	17	Fine Motor Workout 4.....	57
Federation	18	Assessment	
Horizontal Joins to Ascenders; Print to Cursive; Copying from Afar		Assessment 1.....	58
Electricity	22	Assessment 2.....	59
Horizontal Joins to Drop-ins; Labelling; Copying Chunks; Letter Discrimination; Posture, Paper Position and Pencil Grip		Assessment 3.....	60
Bias in Language	26	Assessment 4.....	61
Horizontal Joins to <i>e</i> ; Print to Cursive; Cursive to Print		Student Assessment Record.....	62
Discounts	30	Teacher Assessment Record.....	63
Horizontal Joins to and from <i>f</i> ; Posture, Paper Position and Pencil Grip		Activity Answers.....	64
Fine Motor Workout 2.....	33	Posture, Paper Position and Pencil Grip.....	65
Migrant Biographies	34		
Joining to <i>s</i> ; Flourished Writing; Joining from <i>b</i> , <i>p</i> and <i>s</i> ; Print to Cursive; Slope			

Visit writingtimeonline.com.au for handwriting assessment tools, classroom resources, the Curriculum Links and more.

Inventions and Discoveries

Imagine life without cars, phones or medicine! Scientific research, inventions and discoveries have enhanced our quality of life.



Diagonal Joins to Ascenders: Copy these joins and words relating to inventions. Remember, extend the exit to the top of the ascender, then retrace.

ah → ah → ah

ab ak al at ch ck cl el et ik il it kh ll lt mt nk nt th

invent computer injection help penicillin scientist phone

invention scientific antibiotic infection beaker laboratory

My brother likes to make his own inventions using chemicals!

Fine Motor Skills: Dr Karl is a scientist.

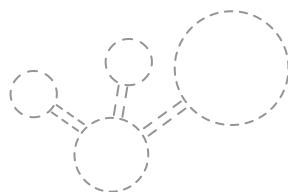
Design a crazy lab coat for him. Fill it with test tubes, beakers and magnets or any other 'sciencey' items!



Print to Cursive: Find the most important facts in this passage and write them as dot points in your best **cursive** handwriting.

In 1928, Alexander Fleming, a professor at St. Mary's Hospital in London, was growing disease-causing bacteria in petri dishes. After he returned from holidays, he looked carefully at the dishes and noticed mould growing in one of them. To his surprise, this mould had created a bacteria-free ring around itself. He concluded that the mould had produced a substance that killed bacteria. He named this substance penicillin. Fleming and his colleagues tried to purify penicillin but failed. It was not until 1940 that Australian scientist Howard Florey and Ernst Chain from the University of Oxford developed a successful way to extract and purify the drug.

Fine Motor Skills: Penicillin is an antibiotic used to help treat bacterial infections. Look at its fascinating molecular structure. Draw and colour your own imaginary molecular structure or copy this one.



Copying Chunks: Copy this passage about the invention of the telephone.

Imagine life without a phone! The phones we use today have come a long way since the telephone was first invented in 1876 by Alexander Graham Bell. At first it was known as an 'electrical speech machine' and the first famous words ever spoken over the telephone were by Mr Bell to his assistant Thomas Watson in the next room: "Mr Watson - come here - I want to see you."

Blank lined area for copying the text.

Printing: Choose from the list below and match each inventor with their invention. **Print** neatly.

- the assembly line
- the telephone
- text for the blind
- penicillin
- spray on skin
- Keular (bullet-proof material)

1. Alexander Graham Bell	
2. Henry Ford	
3. Fiona Wood	
4. Louis Braille	
5. Stephanie Kwolek	
6. Alexander Fleming	



Build 3 more words from each of these base words. The first one is done for you.

invent	invention	inventor	invented
experiment			
research			
discover			
improve			
study			
develop			
create			

Copy these words. Focus on the diagonal joins to neckline entries.

tripod bunsen burner botanist discovery chemical

Fine Motor Skills: A Rube Goldberg machine performs a very simple task in a very complex fashion. Named after an American cartoonist, these inventions often include ropes and pulleys, chain reactions and quite a bit of silliness. Design your own Rube Goldberg machine below to crack and fry an egg.


Reflection

Rate your handwriting on this page.

- Excellent
 Very good
 Satisfactory
 Developing

Rune Code

Using the rune key, write your name. Then write a secret message for your friends to decipher.



Name:

Secret Message:
